

**COMPACT™, TYPE 4X**

**INDUSTRY STANDARDS**

UL 508A Listed; Type 4, 4X, 12, 13; File No. E61997
---

NEMA/EEMAC Type 4, 4X, 12, 13  
 CSA File No. 42186: Type 4, 4X, 12, 13  
 IEC 60529, IP66

**APPLICATION**

For use in indoor or outdoor applications, these stylized enclosures protect components and controls in corrosive environments.

**SPECIFICATIONS**

- Cast aluminum; no welded seams or sharp corners
- Stainless steel captivated cover screws placed outside sealed area
- Two to four grounding screws located on enclosure back wall
- Oil-resistant O-ring gasket
- Tongue-and-groove sealing construction
- Threaded internal bosses provided for mounting optional panels, rails and other components
- Mounting holes provided in corners outside of gasketed area

**FINISH**

RAL 7042 gray finish inside and out.

**ACCESSORIES**

DIN Type Rails  
 Hinge Kit  
 Mounting Bracket Kits  
 DIN Type Rails

**BULLETIN: CA1**
**Standard Product**

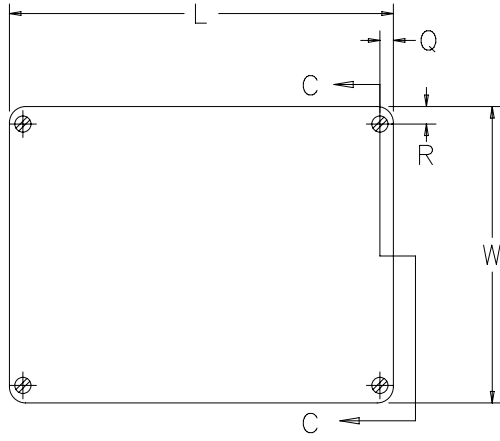
Catalog Number	AxBxC mm/in.	External Dimensions L x W mm/in.	Conductive Panel	Panel Size D x E mm/in.	Mounting G x H mm/in.	F mm/in.	J mm/in.	K mm/in.	M mm/in.	N mm/in.	T mm/in.
CCA886	67 x 72 x 47	75 x 80	CCAP88	64 x 69	52 x 63	41	41	13	30	48	4
	2.64 x 2.83 x 1.85	2.95 x 3.15		2.52 x 2.72	2.05 x 2.48	1.61	1.61	0.51	1.18	1.89	0.16
CCA1286	116 x 71 x 51	125 x 80	CCAP128	114 x 69	52 x 113	45	42	15	30	48	4
	4.57 x 2.80 x 2.01	4.92 x 3.15		4.49 x 2.72	2.05 x 4.45	1.77	1.65	0.59	1.18	1.89	0.16
CCA1886	167 x 72 x 47	175 x 80	CCAP188	164 x 69	52 x 163	41	41	13	30	48	4
	6.57 x 2.83 x 1.85	6.89 x 3.15		6.46 x 2.72	2.05 x 6.42	1.61	1.61	0.51	1.18	1.89	0.16
CCA12128	122 x 122 x 80	122 x 122	CCAP1212	109 x 108	82 x 106	63	60	20	52	—	4
	4.80 x 4.80 x 3.10	4.80 x 4.80		4.29 x 4.26	3.23 x 4.17	2.48	2.36	0.79	2.05	—	0.16
CCA22128	220 x 120 x 80	220 x 122	CCAP2212	204 x 108	82 x 204	63	60	20	52	—	4
	8.70 x 4.70 x 3.10	8.66 x 4.80		8.04 x 4.26	3.23 x 8.03	2.48	2.36	0.79	2.05	—	0.16
CCA16169	160 x 160 x 90	160 x 160	CCAP1616	146 x 146	110 x 140	73	70	20	76	—	4
	6.30 x 6.30 x 3.50	6.30 x 6.30		5.75 x 5.75	4.33 x 5.51	2.87	2.76	0.79	2.99	—	0.16
CCA26169	260 x 160 x 90	260 x 160	CCAP2616	246 x 146	110 x 240	73	70	20	76	—	4
	10.20 x 6.30 x 3.50	10.23 x 6.30		9.69 x 5.75	4.33 x 9.45	2.87	2.76	0.79	2.99	—	0.16
CCA36169	360 x 160 x 90	360 x 160	CCAP3616	346 x 146	110 x 340	73	70	20	76	—	4
	14.20 x 6.30 x 3.50	14.17 x 6.30		13.63 x 5.75	4.33 x 13.39	2.87	2.76	0.79	2.99	—	0.16
CCA202311	200 x 230 x 110	200 x 230	CCAP2023	185 x 215	180 x 180	93	90	20	80	144	4
	7.90 x 9.10 x 4.30	7.87 x 9.06		7.29 x 8.47	7.09 x 7.09	3.66	3.54	0.79	3.15	5.67	0.16
CCA332311	330 x 230 x 110	330 x 230	CCAP3323	315 x 215	180 x 310	93	90	20	80	144	4
	13.00 x 9.10 x 4.30	12.99 x 9.06		12.41 x 8.47	7.09 x 12.21	3.66	3.54	0.79	3.15	5.67	0.16
CCA332318	330 x 230 x 180	330 x 230	CCAP3323	315 x 215	180 x 310	162	160	20	100	144	4
	13.00 x 9.10 x 7.10	12.99 x 9.06		12.41 x 8.47	7.09 x 12.21	6.38	6.30	0.79	3.94	5.67	0.16

A x B x C are internal dimensions.

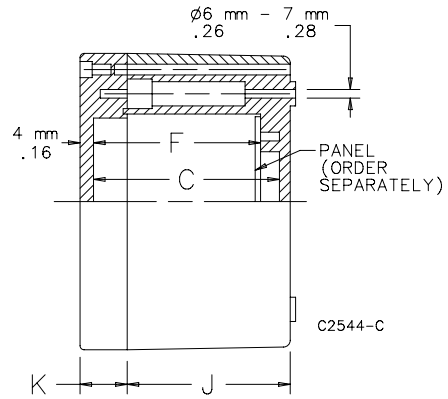
Purchase panels separately.

CCA886, CCA1286 and CCA1886 enclosures have only two mounting holes.

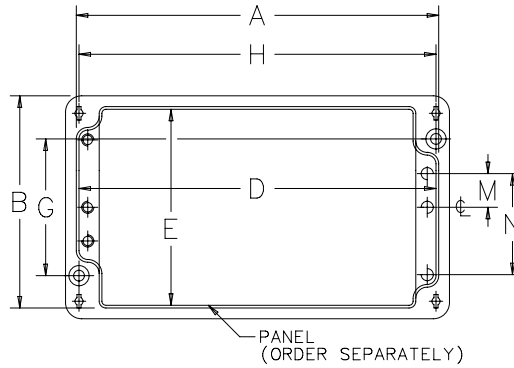
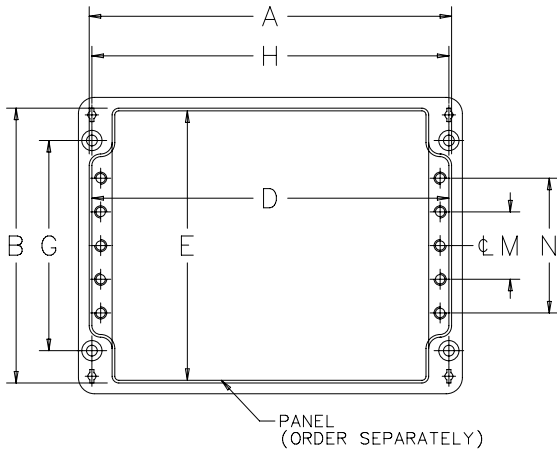




TOP VIEW




SECTION C-C



(CCA86, CCA1286, CCA1886 ONLY)

TOP VIEW WITH COVER REMOVED

**HINGE KIT**



Made of die-cast aluminum. Angle rotation approximately 170 degrees. Mounting template and stainless steel hardware included. Two hinges per kit.  
 Hinge kit not available for CCA886, CCA1286 or CCA1886.

**BULLETIN: CC1**

Catalog Number	Product Weight (lb.)
CCAHK	0.1

**MOUNTING BRACKET KITS**



Mounting brackets are made of non-corrosive 12 gauge steel alloy. Two or four brackets per kit. Stainless steel mounting screws and installation instructions are included.

**BULLETIN: CA1**

Catalog Number	Description	Fits
CCAMF12	Two brackets	Enclosures CCA12128 and CCA22128
CCAMF16	Two brackets	Enclosures CCA16169 and CCA36169
CCAMF31	Four brackets	Enclosures CCA202311, CCA332311 and CCA332318

**PANELS**



Made of plated steel. Permits electro-mechanical components to be mounted inside the enclosure.

**BULLETIN: CA1P**

Catalog Number	Panel Size D x E (mm)	Panel Size D x E (in.)
CCAP88	64 x 69	2.52 x 2.72
CCAP128	114 x 69	4.49 x 2.72
CCAP188	164 x 69	6.46 x 2.72
CCAP1212	109 x 108	4.29 x 4.26
CCAP2212	204 x 108	8.04 x 4.26
CCAP1616	146 x 146	5.75 x 5.75
CCAP2616	246 x 146	9.69 x 5.75
CCAP3616	346 x 146	13.63 x 5.75
CCAP2023	185 x 215	7.29 x 8.47
CCAP3323	315 x 215	12.41 x 8.47
CCAP4031	387 x 294	15.25 x 11.58
CCAP6031	585 x 294	23.05 x 11.58

**DIN TYPE RAILS**



DIN Type Rails receive terminal blocks, relays, switches, filters, timers and various other electrical and electronic components. Lengths fit size of enclosure. All DIN rails made of plated steel.

**BULLETIN: CA1**

Catalog Number	Description	Fits
CCADR8S1	Plated DIN rail Type TS-15	A = 67mm
CCADR12S1	Plated DIN rail Type TS-15	A = 116mm
CCADR18S1	Plated DIN rail Type TS-15	A = 167mm
CCADR12S2	Plated DIN rail Type TS-35	A = 116mm
CCADR22S2	Plated DIN rail Type TS-35	A = 210mm
CCADR16S2	Plated DIN rail Type TS-35	A = 149mm
CCADR26S2	Plated DIN rail Type TS-35	A = 249mm
CCADR36S2	Plated DIN rail Type TS-35	A = 349mm
CCADR20S2	Plated DIN rail Type TS-35	A = 189mm
CCADR33S2	Plated DIN rail Type TS-35	A = 313mm

**ALUMINUM TYPE 4X ACCESSORY SELECTION MATRIX**

Catalog Number	CCA886	CCA1286	CCA1886	CCA12128	CCA22128	CCA16169	CCA26169	CCA36169	CCA202311	CCA332311	CCA332318
<b>Hinge Kit</b>											
CCAHK				•	•	•	•	•	•	•	•
<b>Mounting Bracket Kit</b>											
CCAMF12				•	•						
CCAMF16						•		•			
CCAMF31									•	•	•
<b>Panels</b>											
CCAP88	•										
CCAP128		•									
CCAP188			•								
CCAP1212				•							
CCAP2212					•						
CCA01616						•					
CCAP2616							•				
CCAP3616								•			
CCAP2023									•		
CCAP3323										•	•
<b>DIN Type Rails</b>											
CCADR8S1	•										
CCADR12S1		•									
CCADR18S1			•								
CCADR12S2				•							
CCADR22S2					•						
CCADR16S2						•					
CCADR26S2							•				
CCADR36S2								•			
CCADR20S2									•		
CCADR33S2										•	•